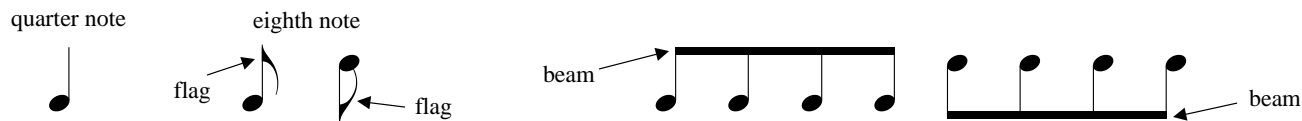
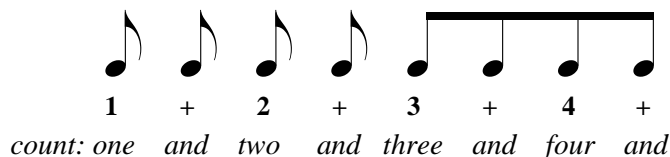


Lesson 12: Eighth Notes

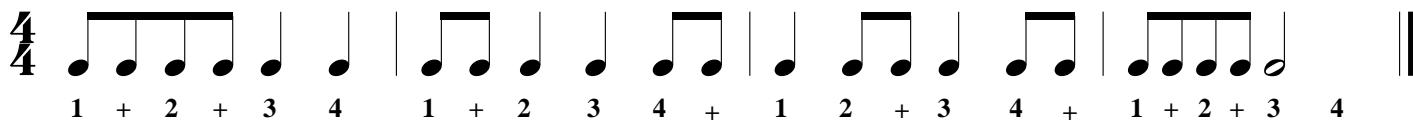
An eighth note looks like a quarter note with a flag. If two or more eighth notes appear in a row, the eighth notes are connected with a beam.




An eighth note has a value of half of a beat. When writing the counts, use a plus sign (+) for eighth notes.




1. Clap the rhythm of the notes while counting the beats out loud.



2. Write in the beats below the notes indicated. Then clap the rhythm while counting the beats out loud.



3. Write a $\frac{3}{4}$ time signature after the clef sign. Write in the beats below the notes indicated. Then clap the rhythm while counting the beats out loud.



4. Write in the count below the notes and then add the missing barlines.

